



District Health Assessment for Multiple District 305 through January 2026

District Name	Status/ Number of Months in Status *	Clubs							Membership							Member Strength		Cancellation		Reports			Finance	Leadership			
		Active Clubs	Clubs in Status Quo	Total Clubs	% Status Quo Clubs in Financial Suspension	New Clubs	Cancelled Clubs	YTD Net Club Gain/Loss	Current Members In Active Clubs	Current Members In Status Quo Clubs	Current Total Members Count	YTD Add	YTD Drop	YTD NetGrowth (includes Active and Status Quo)	YTD NetGrowth% (includes Active and Status Quo)	Member Count 12 Months Ago	Average Member Count Per Club	% of Clubs with less than 20 members	Average Cancelled Club Age	Members Lost Due to Cancelled Clubs	% of Clubs Reporting Service	% No MMR in 3 Months	% No Officer Report in 12 months	% of Clubs with balance 90+ days	Number of Zone Chairs Recorded	Number of Region Chairs Recorded	District Officers Vacancies **
305 N1		117	1	118	100%	6	4	2	2594	25	2619	449	179	270	11.49%	2,419	22	44%	12	66	63%	53%	5%	6%	15	0	
305 N2		120	0	120	0%	9	2	7	1797	0	1797	334	136	198	12.38%	2,380	15	68%	6	26	45%	54%	8%	17%	29	9	GST
305 S		85	0	85	0%	4	7	-3	1251	0	1251	189	181	8	0.64%	1,261	15	69%	21	84	41%	73%	11%	38%	16	5	
		322	1	323	100%	19	13	6	5642	25	5667	972	496	476	9.17%	6,060	18	59%	16	176	50%	59%	7%	18%	60	14	




District Health Assessment for Multiple District 306 through January 2026

Status/ District Number Name of Months in Status *	Clubs							Membership							Member Strength		Cancellation		Reports			Finance		Leadership		
	Active Clubs	Clubs in Status Quo	Total Clubs	% Status Quo Clubs in Financial Suspension	New Clubs	Cancelled Clubs	YTD Net Club Gain/ Loss	Current Members In Active Clubs	Current Members In Status Quo Clubs	Current Total Members Count	YTD Add	YTD Drop	YTD NetGrowth (includes Active and Status Quo)	YTD NetGrowth% (includes Active and Status Quo)	Member Count 12 Months Ago	Average Member Count Per Club	% of Clubs with less than 20 members	Average Cancelled Club Age	Members Lost Due to Cancelled Clubs	% of Clubs Reporting Service	% No MMR in 3 Months	% No Officer Report in 12 months	% of Clubs with balance 90+ days	Number of Zone Chairs Recorded	Number of Region Chairs Recorded	District Officers Vacancies **
306 D1	65	0	65	0%	12	1	11	1409	0	1409	455	468	-13	-0.91%	1,333	22	37%	4	260	86%	31%	5%	22%	15	7	
306 D2	75	0	75	0%	10	3	7	1718	0	1718	358	260	98	6.05%	1,604	23	36%	3	61	97%	29%	3%	19%	18	8	
306 D3	76	0	76	0%	4	3	1	2123	0	2123	262	236	26	1.24%	1,923	28	20%	8	42	100%	46%	13%	18%	18	8	
DISTRICT 306 D4	47	0	47	0%	4	9	-5	1170	0	1170	205	200	5	0.43%	1,369	25	40%	8	133	66%	53%	0%	21%	14	7	
DISTRICT 306 D5	47	1	48	100%	10	3	7	1424	22	1446	417	566	-149	-9.34%	1,270	30	21%	3	403	88%	29%	0%	31%	14	7	
DISTRICT 306 D6	80	2	82	100%	7	8	-1	2068	34	2102	483	353	130	6.59%	2,142	26	26%	6	110	91%	35%	4%	26%	21	10	
DISTRICT 306 D7	73	2	75	100%	5	6	-1	1835	36	1871	296	276	20	1.08%	1,963	25	39%	16	110	80%	35%	1%	15%	18	10	
DISTRICT 306 D8	59	0	59	0%	8	7	1	1344	0	1344	340	369	-29	-2.11%	1,293	23	37%	7	221	88%	41%	5%	37%	13	7	
DISTRICT 306 D9	42	0	42	0%	3	5	-2	985	0	985	217	209	8	0.82%	1,067	23	40%	6	96	52%	40%	5%	21%	11	5	
DISTRICT 306 D10	38	0	38	0%	4	3	1	912	0	912	223	389	-166	-15.40%	1,084	24	26%	14	263	47%	26%	3%	18%	15	7	
DISTRICT 306 D11	47	0	47	0%	6	3	3	1115	0	1115	260	113	147	15.19%	1,027	24	38%	3	37	79%	36%	2%	13%	13	6	
DISTRICT 306 D12	42	0	42	0%	3	4	-1	1369	0	1369	371	366	5	0.37%	1,218	33	19%	5	294	88%	24%	10%	10%	14	6	
	691	5	696	100%	76	55	21	17472	92	17564	3887	3805	82	0.47%	17,293	25	32%	7	2,030	83%	36%	4%	21%	184	88	




District Health Assessment for Multiple District 315 through January 2026

		Clubs							Membership							Member Strength		Cancellation		Reports			Finance	Leadership			
District Name	Status/ Number of Months in Status *	Active Clubs	Clubs in Status Quo	Total Clubs	% Status Quo Clubs in Financial Suspension	New Clubs	Cancelled Clubs	YTD Net Club Gain/Loss	Current Members In Active Clubs	Current Members In Status Quo Clubs	Current Total Members Count	YTD Add	YTD Drop	YTD NetGrowth (includes Active and Status Quo)	YTD NetGrowth% (includes Active and Status Quo)	Member Count 12 Months Ago	Average Member Count Per Club	% of Clubs with less than 20 members	Average Cancelled Club Age	Members Lost Due to Cancelled Clubs	% of Clubs Reporting Service	% No MMR in 3 Months	% No Officer Report in 12 months	% of Clubs with balance 90+ days	Number of Zone Chairs Recorded	Number of Region Chairs Recorded	District Officers Vacancies **
315A1	T(23)	166	5	171	100%	38	1	37	3301	160	3461	1342	272	1070	44.75%	2,828	20	47%	1	21	24%	51%	6%	50%	34	17	
315A2		116	0	116	0%	6	5	1	2752	0	2752	342	503	-161	-5.53%	3,725	24	47%	5	355	89%	57%	7%	20%	0	0	
315A3		43	0	43	0%	8	4	4	1057	0	1057	285	142	143	15.65%	933	25	23%	12	100	7%	56%	16%	53%	0	1	
315B1		182	0	182	0%	9	11	-2	4463	0	4463	322	915	-593	-11.73%	3,881	25	40%	5	268	12%	60%	13%	86%	0	21	
315B2		121	2	123	100%	2	80	-78	3763	24	3791	1094	2128	-1034	-21.43%	4,909	31	41%	5	1,821	7%	47%	3%	71%	5	1	
315B3		90	0	90	0%	9	29	-20	2053	0	2058	645	852	-207	-9.14%	2,322	23	30%	10	458	7%	69%	8%	49%	0	0	GMT
315B4		104	1	105	100%	4	11	-7	3559	38	3597	478	372	106	3.04%	3,191	34	13%	5	235	58%	58%	3%	15%	30	15	
		822	8	830	100%	76	141	-65	20948	222	21179	4508	5184	-676	-3.09%	21,789	26	37%	6	3,258	29%	56%	7%	52%	69	55	




District Health Assessment for Multiple District 325 through January 2026

	Clubs							Membership							Member Strength		Cancellation		Reports			Finance		Leadership			
	Status/ Number of Months in Status *	Active Clubs	Clubs in Status Quo	Total Clubs	% Status Quo Clubs in Financial Suspension	New Clubs	Cancelled Clubs	YTD Net Club Gain/ Loss	Current Members In Active Clubs	Current Members In Status Quo Clubs	Current Total Members Count	YTD Add	YTD Drop	YTD NetGrowth (includes Active and Status Quo)	YTD NetGrowth% (includes Active and Status Quo)	Member Count 12 Months Ago	Average Member Count Per Club	% of Clubs with less than 20 members	Average Cancelled Club Age	Members Lost Due to Cancelled Clubs	% of Clubs Reporting Service	% No MMR in 3 Months	% No Officer Report in 12 months	% of Clubs with balance 90+ days	Number of Zone Chairs Recorded	Number of Region Chairs Recorded	District Officers Vacancies **
325 C		160	0	160	0%	9	2	7	3251	0	3251	564	373	191	6.24%	2,979	20	44%	4	30	69%	53%	4%	26%	39	17	
325 D		71	0	71	0%	5	1	4	1655	0	1655	252	107	145	9.60%	1,579	23	30%	8	9	77%	55%	8%	37%	16	8	
325 E		141	0	141	0%	9	3	6	1725	0	1725	394	629	-235	-11.99%	2,178	12	73%	2	26	37%	47%	9%	28%	24	12	
325 F		128	0	128	0%	22	1	21	2547	0	2547	720	230	490	23.82%	2,239	20	39%	5	6	68%	47%	2%	25%	30	14	
325 G		186	0	186	0%	20	3	17	3058	0	3058	698	673	25	0.82%	3,086	16	57%	11	19	32%	45%	9%	45%	39	20	
325 H		123	0	123	0%	10	0	10	2510	0	2510	463	180	283	12.71%	2,479	20	51%	0	0	50%	58%	7%	24%	23	12	
325 I		271	0	271	0%	31	3	28	5347	0	5347	1205	442	763	16.64%	4,802	20	47%	5	11	77%	58%	9%	39%	71	32	
325 J		145	0	145	0%	16	4	12	3211	0	3211	564	320	244	8.22%	3,005	22	25%	5	48	70%	54%	7%	33%	37	17	
325 K		179	0	179	0%	29	3	26	3918	0	3918	896	438	458	13.24%	3,579	22	31%	5	23	88%	50%	3%	26%	38	19	
325 L		112	0	112	0%	5	1	4	2363	0	2363	340	196	144	6.49%	2,346	21	42%	3	18	56%	54%	3%	43%	38	18	
325 M		147	1	148	100%	9	4	5	3364	14	3378	379	318	61	1.84%	3,293	23	40%	3	59	72%	57%	3%	38%	59	28	
325 N		122	0	122	0%	9	3	6	2196	0	2196	368	141	227	11.53%	2,175	18	58%	5	19	57%	69%	6%	23%	36	16	
325 P		156	0	156	0%	12	1	11	3766	0	3766	738	134	604	19.10%	3,393	24	32%	2	3	83%	38%	9%	24%	38	17	
325 R		201	0	201	0%	34	2	32	4571	0	4571	1223	366	857	23.07%	4,104	23	26%	5	22	81%	39%	2%	16%	51	24	
325 S		152	1	153	100%	24	1	23	2070	11	2081	709	416	293	16.39%	1,853	14	66%	1	23	41%	56%	16%	24%	39	20	
		2294	2	2296	100%	244	32	212	45552	25	45577	9513	4963	4550	11.09%	43,090	20	44%	5	316	65%	51%	7%	30%	578	274	




District Health Assessment for Multiple District 325 through January 2026

	Clubs							Membership							Member Strength		Cancellation		Reports			Finance	Leadership				
	Status/ District Name	Number of Months in Status *	Active Clubs	Clubs in Status Quo	Total Clubs	% Status Quo Clubs in Financial Suspension	New Clubs	Cancelled Clubs	YTD Net Club Gain/ Loss	Current Members In Active Clubs	Current Members In Status Quo Clubs	Current Total Members Count	YTD Add	YTD Drop	YTD NetGrowth (includes Active and Status Quo)	YTD NetGrowth% (includes Active and Status Quo)	Member Count 12 Months Ago	Average Member Count Per Club	% of Clubs with less than 20 members	Average Cancelled Club Age	Members Lost Due to Cancelled Clubs	% of Clubs Reporting Service	% No MMR in 3 Months	% No Officer Report in 12 months	% of Clubs with balance 90+ days	Number of Zone Chairs Recorded	Number of Region Chairs Recorded
351		130	0	130	0%	4	0	4	2411	0	2411	403	152	251	11.62%	2,100	19	61%	0	0	86%	49%	2%	15%	39	18	
		130	0	130	0%	4	0	4	2411	0	2411	403	152	251	11.62%	2,100	19	61%	0	0	86%	49%	2%	15%	39	18	



District Health Assessment for Ident 5791 - BAHRAIN - UND through January 2026

 Status/ District Name of Months in Status *		Clubs							Membership							Member Strength		Cancellation		Reports			Finance	Leadership			
		Active Clubs	Clubs in Status Quo	Total Clubs	% Status Quo Clubs in Financial Suspension	New Clubs	Cancelled Clubs	YTD Net Club Gain/ Loss	Current Members In Active Clubs	Current Members In Status Quo Clubs	Current Total Members Count	YTD Add	YTD Drop	YTD NetGrowth (includes Active and Status Quo)	YTD NetGrowth% (includes Active and Status Quo)	Member Count 12 Months Ago	Average Member Count Per Club	% of Clubs with less than 20 members	Average Cancelled Club Age	Members Lost Due to Cancelled Clubs	% of Clubs Reporting Service	% No MMR in 3 Months	% No Officer Report in 12 months	% of Clubs with balance 90+ days	Number of Zone Chairs Recorded	Number of Region Chairs Recorded	District Officers Vacancies **
Ident 5791 - BAHRAIN		2	0	2	0%	0	0	0	39	0	39	0	0	0	0.00%	43	20	50%	0	0	0%	50%	0%	0%	0	0	
		2	0	2	0%	0	0	0	39	0	39	0	0	0	0.00%	43	20	50%	0	0	0%	50%	0%	0%	0	0	



District Health Assessment for Ident 5943 - UNITED ARAB EMIRATES - UND through January 2026

Status/ District Name of Months in Status *		Clubs							Membership							Member Strength		Cancellation		Reports			Finance	Leadership			
		Active Clubs	Clubs in Status Quo	Total Clubs	% Status Quo Clubs in Financial Suspension	New Clubs	Cancelled Clubs	YTD Net Club Gain/ Loss	Current Members In Active Clubs	Current Members In Status Quo Clubs	Current Total Members Count	YTD Add	YTD Drop	YTD NetGrowth (includes Active and Status Quo)	YTD NetGrowth% (includes Active and Status Quo)	Member Count 12 Months Ago	Average Member Count Per Club	% of Clubs with less than 20 members	Average Cancelled Club Age	Members Lost Due to Cancelled Clubs	% of Clubs Reporting Service	% No MMR in 3 Months	% No Officer Report in 12 months	% of Clubs with balance 90+ days	Number of Zone Chairs Recorded	Number of Region Chairs Recorded	District Officers Vacancies **
Ident 5943 - UNITED ARAB EMIRATES		14	0	14	0%	0	0	0	377	0	377	39	13	26	7.41%	370	27	14%	0	0	21%	71%	0%	7%	0	0	
		14	0	14	0%	0	0	0	377	0	377	39	13	26	7.41%	370	27	14%	0	0	21%	71%	0%	7%	0	0	

* - District Status: P - Provisional, T - Transitional.
** - District Officers Vacancies: DG - District Governor, 1st VDG - First Vice District Governor, 2nd VDG - Second Vice District Governor.